412021 | Legrand FT

Délesteur universel Mono/Tri 3 circuits

Réf 412021

1,028.21€TTC*

Voir le produit : https://www.domomat.com/43161-delesteur-universel-monotri-3-circuits--legrand-412021.html

Le produit Délesteur universel Mono/Tri 3 circuits est en vente chez Domomat !



4 120 21

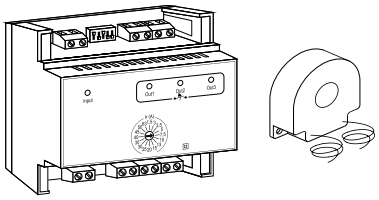

4 120 22

Ne pas respecter strictement les conditions d'installation et d'utilisation peut entraîner des risques de choc électrique ou d'incendie (FR) (LU) (BE) (CH)
The instructions for installation and use must be strictly observed in order to avoid the risk of electric shock or f re. (GB) (IE)
Il non rispetto alla lettera delle condizioni d'installazione e di utilizzo può generare rischi di scariche elettriche o di incendio. (IT) (CH)
Bei falschem Einbau und/oder Umgang besteht Stromschlag- bzw. Brandgefahr. (DE) (AT) (LI) (CH)
El no cumplimiento estricto de las instrucciones de instalación y uso puede implicar riesgos de choque eléctrico o incendio. (ES)
Het niet naleven van de installatie- en gebruiksvoorschriften kan leiden tot een risico op elektrische schok of brand (FI)
Não respeitar estritamente as condições de instalação e de utilização poderá provocar riscos de choque eléctrico ou de incêndio. (PT)
Несоблюдение правил монт ажа и эксплуат ации может повлечь за собой риск поражения элект рическим т оком или возникновения пожара (RU)
Należy bezwzględnie przestrzegać instrukcji instalacji i użytkowania, aby uniknąć ryzyka porażenia prądem elektrycznym lub pożaru. (PL)
Montaj ve kullanım direktif eri , yangın ve elektrik çarpma risklerine karşı mutlaka gözden geçirilmelidir. (TR) (CY)

4 120 21

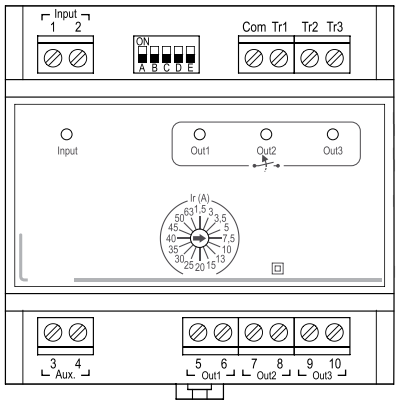

+

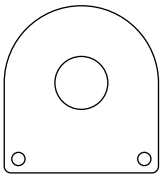

Aux.	207...253 V~ 50 Hz - 2VA	
	8 mm max. 2,5 mm² max. 2,5 mm² max. 4 mm²	3,5 mm 0,5 Nm
	(0°C) - (40°C)	

	I_{max}= 100 A
	Ø 13,5 mm
	L = 0,50 m L max = 2.0 m (L + 1.50 m H03VV-F / H05V-K)
	(0°C) - (40°C)

4 120 22

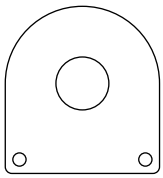

• Schémas de câblage • *Wiring diagrams* • Schemi di collegamento • *Anschlussbilder* • Esquemas de conexión
• *Bekabelingsschema's* • Esquemas de ligação • *Схемы подключения* • Schematy połączeń • *Bağlantı Şemaları*

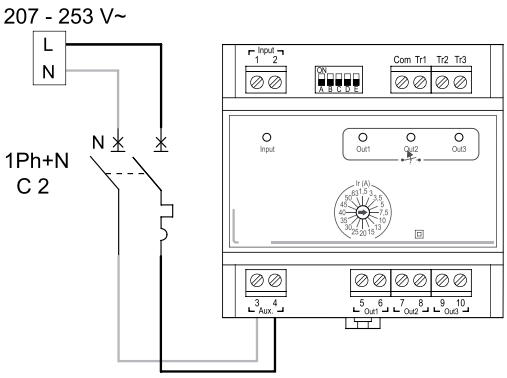

LE08386AB

• Schémas de câblage • *Wiring diagrams* • Schemi di collegamento • *Anschlussbilder* • Esquemas de conexión
• *Bekabelingsschema's* • Esquemas de ligação • *Схемы подключения* • Schematy połączeń • *Bağlantı Şemaları*

L+N

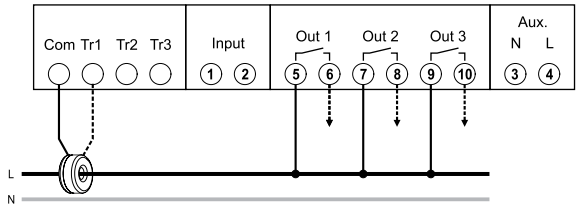

3L+N

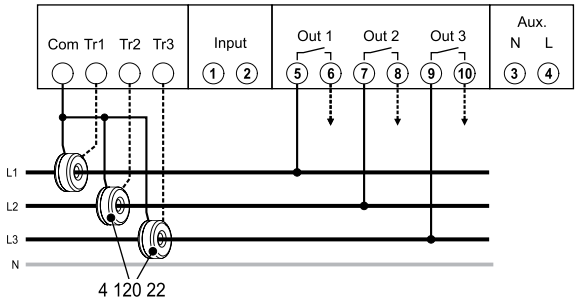

Aux.: 207÷253 V~ 50 Hz - 2VA
Out1, Out2, Out 3: max. 230 V~, 15 A cosφ = 1
Input:• Libre de potentiel • *Voltage - free* • Libero da potenziale • *Potentialfreie* • Libre de potencial • *Potentiaalvrij*
• Livre de potencial • беспотенциальный • Bezpotencjałowe • Gerilim

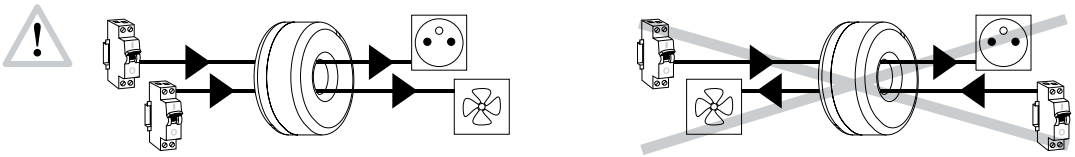

•Entrée • *Input* • Ingresso • *Eingang* • Entrada • *Ingang* • Entrada • вход • W*ejście* • *Giriş*

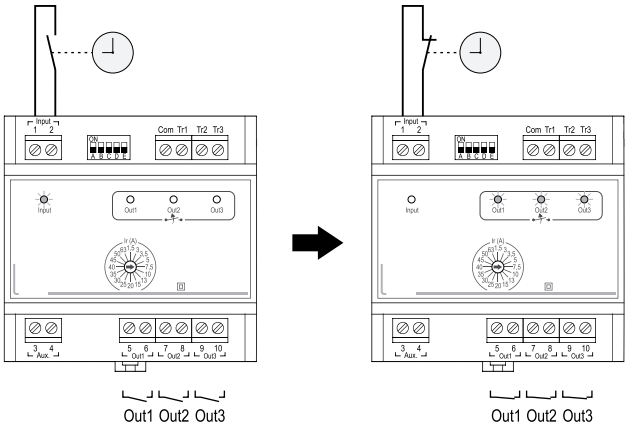



	A	B	C	D	E
ON ■	L1 ═ L2 ═ L3 ═ N ═	t = 3 s	L+N 1°: Out 1, 2 2°: Out 3	Test Out 1, 2, 3	NO Out 1, 2, 3
□	L ═ N ═	t = 0 s	L+N Out 1, 2, 3	Normal	NC Out 1, 2, 3

La documentation complète est disponible sur le site Web **www.e-catalogue.legrandgroup.com**
*Complete documentation is available at **www.e-catalogue.legrandgroup.com***
La documentazione completa é disponibile sul sito **www.e-catalogue.legrandgroup.com**
*Weitere Dokumente können Sie von der Webseite **www.e-catalogue.legrandgroup.com** herunterladen*
La documentación completa está disponible en el sitio web **www.e-catalogue.legrandgroup.com**
*De volledige documentatie is beschikbaar op de website **www.e-catalogue.legrandgroup.com***
A documentação completa está disponível no **www.e-catalogue.legrandgroup.com**
Вы можете загрузить руководства пользователя и другую документацию по адресу ***www.e-catalogue.legrandgroup.com***
Pełna dokumentacja jest dostepna na stronie **www.e-catalogue.legrandgroup.com**
Bütün dökümanlar **www.e-catalogue.legrandgroup.com** adresinde mevcut