

Notice ventilateur Faro



Ventilateur de plafond Lantau XL Faro - LED - Connecté - 28m² et plus - Moteur DC

Réf 33505DCWP **534.60€^{TTC*}**

<https://www.domomat.com/109838-ventilateur-de-plafond-lantau-xl-faro-led-connecte-28m-et-plus-moteur-dc-faro-33505dcwp.html>




Ventilateur de plafond Lantau XL Faro - 28m² et plus - Connecté - Moteur DC - Nickel/bois

Réf 33464DCWP **422.28€^{TTC*}**

<https://www.domomat.com/110084-ventilateur-de-plafond-lantau-xl-faro-28m-et-plus-connecte-moteur-dc-nickelbois-faro-33464dcwp.html>

Retrouvez tous les produits de la catégorie
Ventilateurs de plafond Faro
chez Domomat !

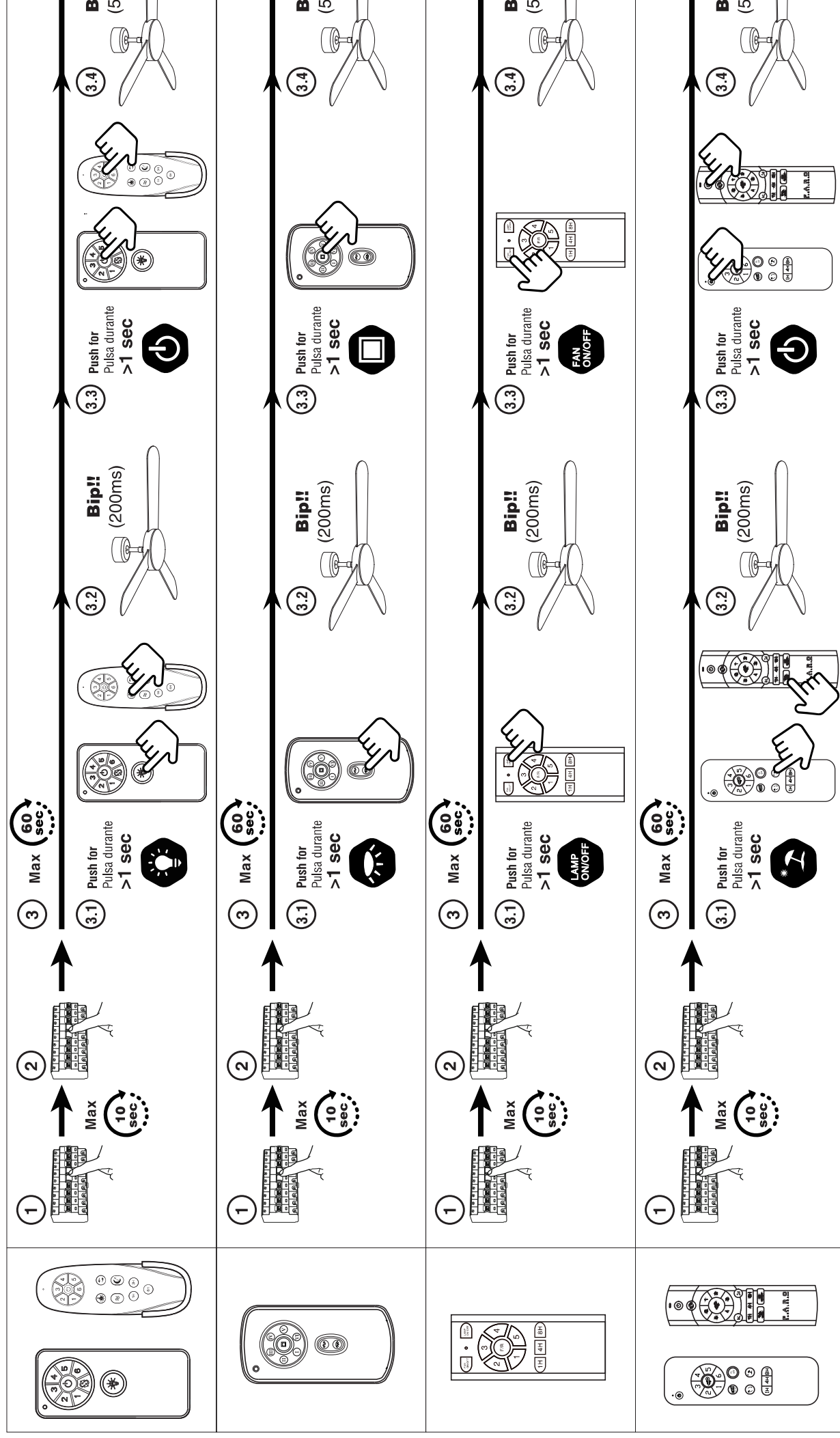



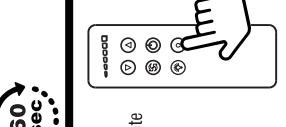
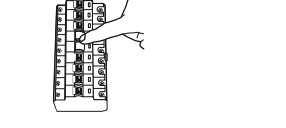
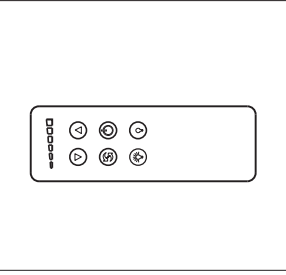


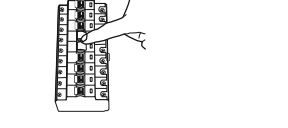
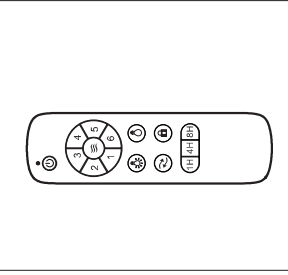

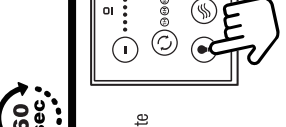

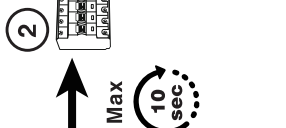
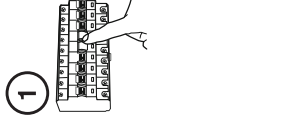
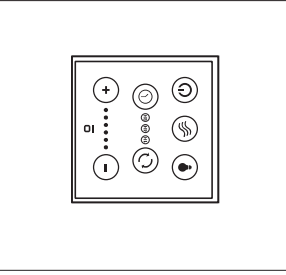
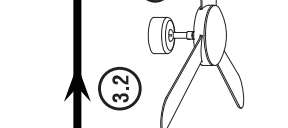
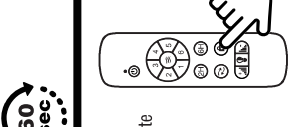

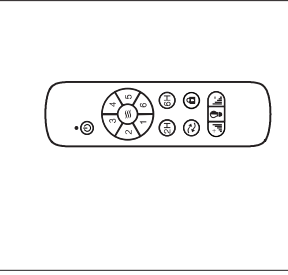
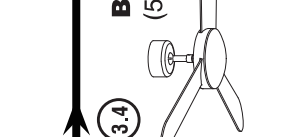
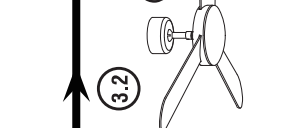
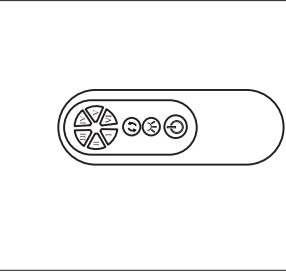
* : Prix sur le site Domomat.com au 01/05/2024. Le prix est susceptible d'être modifié.

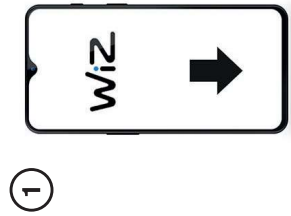
SMART FAN

Note: Choose your remote control in the list below to pair it with the ceiling fan receiver.

Note: Localice su mando a distancia para vincularlo con el receptor de su ventilador.







1

Look for APP Wizz in:

App Store

Google play



2

Install APP and follow the steps.

Instala la aplicación y sigue los pasos.



3

Tap on add a new device: push "+" button at the top right.

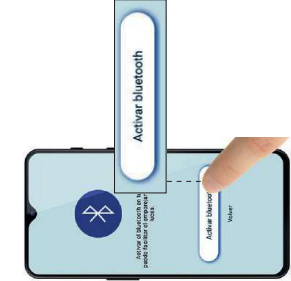
Agrega un nuevo dispositivo pulsando el botón "+", arriba a la derecha.



4

Choose "ceiling fan" button.

Pulsa "ventilador de techo".



5

Activate Bluetooth.

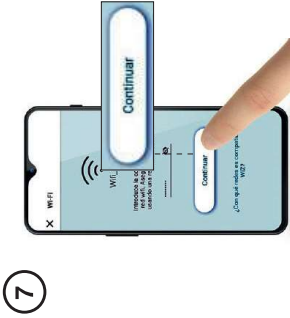
Activa el Bluetooth.



6

Find your Wifi and add your password.

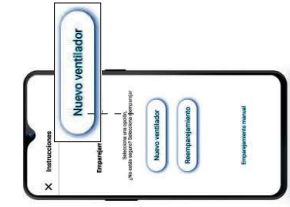
Busca tu red Wifi y pon la contraseña.



7

Click "continue":

Clica en "continuar".



8

Select "New Fan":


Selecciona "Nuevo Ventilador".



9

Select "Start":

Selecciona "Empezar".



10

Wait until Wizz find your ceiling fan. If it doesn't work go straight to page 8.

Espera hasta que Wizz encuentre tu ventilador. En caso que no funcione sigue los pasos de la pagina 8



11

Using fan functions: On, Off, Speeds, Reverse, Breeze.

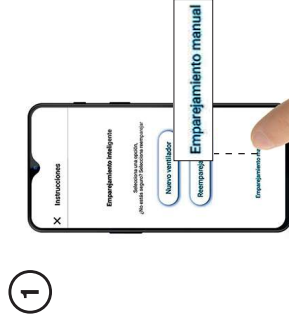
Uso de las unciones del ventilador: Encendido, Apagado, Velocidades, Función Invierno-Verano, Breeze.



12

Using light kit functions: On, Dimmer.

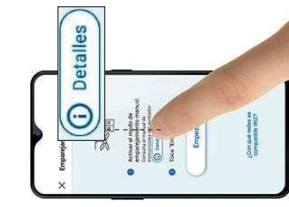
Uso de las funciones del Kit de Encendido, Apagado, Regulable



1

Go to step 8 and select manual pairing.

Vuelve a la pantalla del paso 8 y selecciona emparejamiento manual.



2

Select "Details"

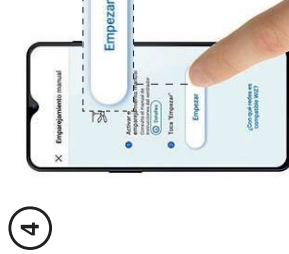
Selecciona "Detalles"



3

Follow "manual repair" information.

Sigue las indicaciones de "emparejamiento manual".



4

Select "Start":

Selecciona "Empezar".



5

Push "10" or hear Beep!

Push 10 sec "reverse function" in your RC or untill you hear "beep".

Pulsa 10 seg "función inversa" en tu mando a distancia o hasta que oigas un "beep".



6

Find your WiFi and add your password.

Busca tu red WiFi y pon la contraseña.

Serie 34150: Smart Receiver

Receiving Frequencies: 433MHz & 315MHz
Connectivity: 2.4GHz WiFi and Bluetooth
Working: 100V-240V - 50Hz/60Hz
Works with: WI-FI+Bluetooth I
GOOGLE Assistant I SIRI Shorcuts
Download APP: iPhone on App Store I Andorid on Google Play I QR inside

Serie 34151: Dimm Smart Receiver

Receiving Frequencies: 433MHz & 315MHz
Connectivity: 2.4GHz WiFi and Bluetooth
Working: 100V-240V - 50Hz/60Hz
Works with: WI-FI+Bluetooth I
GOOGLE Assistant I SIRI Shorcuts
Download APP: iPhone on App Store I Andorid on Google Play I QR inside

EU DECLARATION OF CONFORMITY

Hereby, LOREFAR, SL declares that the radio equipment refs 34150, 34151 are in compliance with Directives:
2014/53/EU (RED equip)
2015/863/EU (Rohs)
2014/35/EU (LVD)

The conformity of the designated product(s) with the provisions of the European Directives is given by the compliance with the following European Standard(s) or other specifications. If not elsewhere/otherwise indicated the edition/amendment as referenced below applies:

REMOTE

EMC

- EN 301489-1 v2.2.3 ElectroMagnetic Compatibility (EMC) standard for radio equipment and services; Part 1: Common technical requirements.
- EN 301489-3 v2.1.2 ElectroMagnetic Compatibility (EMC) standard for radio equipment and services; Part 3: Specific conditions for Short Range Devices (SRD) operating on frequencies between 9 kHz and 246 GHz.

RADIO

- EN 300220-1 v3.1.1 hort Range Devices (SRD) operating in the frequency range 25 MHz to 1 000 MHz; Part 1: Technical characteristics and methods of measurement.
- EN 300 220-2 v3.1.1 Short Range Devices (SRD) operating in the frequency range 25 MHz to 1 000 MHz; Part 2 Harmonised Standard covering the essential requirements of article 3.2 of Directive 2014/53/EU for non specific radio equipment.

DECLARACIÓN UE DE CONFORMIDAD

Por la presente, LOREFAR, SL declara que el tipo de equipo radioeléctrico 34150, 34151 es conforme con las Directivas:
2014/53/UE (Equipos RED)
2015/863/UE (Rohs)
2014/35/UE (LVD)

La conformidad del producto(s) designado(s) con las disposiciones de las Directivas Europeas viene dada por el cumplimiento de la(s) siguiente(s) Norma(s) Europea(s) u otras especificaciones. Si no se indica en otra parte/de lo contrario, se aplica la edición/enmienda como se indica a continuación:

MANDO

EMC

- EN 301489-1 v2.2.3 Estándar de Compatibilidad Electromagnética (EMC) para equipos y servicios de radio; Parte 1: Requisitos técnicos comunes
- EN 301 489-3 v2.1.2 Norma de Compatibilidad Electromagnética (CEM) para los equipos y servicios radioeléctricos. Parte 3: Condiciones específicas para los dispositivos de corto alcance (SRD) que funcionan en las frecuencias comprendidas entre 9 kHz y 246 GHz.

RADIO

- UNE EN 300 220-1 v3.1.1 Dispositivos de corto alcance (SRD) que operan en el rango de frecuencias de 25 MHz a 1 000 MHz; Parte 1: Características técnicas y métodos de medida.
- UNE EN 300 220-2 v3.1.1 Dispositivos de corto alcance (SRD) que operan en el rango de frecuencias de 25 MHz a 1 000 MHz; Parte 2: Norma armonizada que cubre los requisitos esenciales según el artículo 3.2 de la Directiva 2014/53/UE para dispositivos de corto alcance no específicos.

Date of signatures: 12th May 2022

Signed by: Antonio Rosell
Chief Quality Manager